

TECH

National Cycle Peacemakers Exhaust System

Sometimes You Want 'Em Loud... Sometimes Ya Don't

Story By Tim Wagner - Photos By Maverick Camera Crew

This exhaust system is more fun than a barrel of monkeys. I'm riding down the freeway with my Peacemakers in the "loud" mode. As I pass a car I use the handlebar button to slowly go from loud to almost quieter than stock. The look on the face of the driver is worth a million dollars. I accelerate away from the car almost noiselessly. Like I said, more fun than a...well, you know!

Installing the Peacemakers exhaust system is having your cake and eating it too. When in town, I politely keep my pipes as quiet as they can be. When on the freeway, away from town, I'm in the loud mode. And that's not all! These pipes can be adjusted to put out any decibel level you like. Get your very own Peacemakers from National Cycle.



This is the Peacemakers Exhaust System kit.



1 Remove the saddlebags and slip-on mufflers.



2 Slip the Peacemakers onto the exhaust header and tighten the rear hangar bolts and front exhaust clamp.




3 Note that the diverter cables are inside the mounted muffler.



4 Route both diverter cables to the front right down tube.

Peacemakers Exhaust System



The method to route the cables is highly detailed in the instructions, ensuring no cable bind and equal length cables at the front of the bike.

Remove the actuator guide from the housing. Gently insert the cables into the actuator guide until the ferrule is inserted into the drive end cap and the wire is guided through the position nut.

America's Finest Trikes

CHAMPION TRIKE CONVERSION KITS FOR HARLEY-DAVIDSON® FLH & SOFTAIL MOTORCYCLES

OUR COMMITMENT TO QUALITY, SAFETY, PERFORMANCE AND COMFORT HAS MADE US ONE OF THE BEST KNOWN MANUFACTURERS OF TRIKE CONVERSION KITS AND ACCESSORIES.

NOW WITH OVER 200 DEALERS TO SERVE YOU.



EZ-STEER




Champion Softail Trike w/ Reverse Gear & EZ-Steer

CALL FOR MORE INFO OR A DEALER NEAR YOU.



Champion FLH Trike w/ Reverse Gear and EZ-Steer



REVERSE GEAR

WWW.CHAMPIONSIDECARS.COM
WWW.CHAMPIONTRIKES.COM

CHAMPION MOTORCYCLE ACCESSORIES INTERNATIONAL, INC.
CHAMPION SIDECARS
11841 MONARCH STREET GARDEN GROVE, CA 92841
800-875-0949 INT'L: 714-847-0949 FAX: 714-847-1539



7 Before replacing the actuator guide into the actuator housing, end play is set by rotating the drive screw.




8 Mount the actuator housing onto the right side down tube.



9 Remove the mounting screws and the outer fairing.




10 Mount the actuator switch onto the hand control using one of the factory mounting bolts.




11 Run the actuator wiring along the handlebar and pull it into the fairing.




12 Link the switch wires and the actuator wires inside the fairing via the color-coded plugs.



13 Using the existing stereo amplifiers powerpoints hook the Peacemakers wiring system into the amplifier's switched power and ground.



14 With the wiring complete, reinstall the outer fairing.



15 To wrap up the installation, bolt on the adjustable exhaust tips. They can be mounted at almost any angle desired.

Peacemakers Exhaust System



National Cycle
 877.972.7336
 www.nationalcycle.com

Our Peacemaker Exhaust system looks right at home on a 2007 Harley-Davidson Electra Glide. Its functional ability to switch from loud to quiet is not readily apparent to the casual viewer.

- DYNA •
- SOFTAIL •
- SPORTSTER •



- TOURING •
- V-ROD •
- BOSS HOSS •

Arnett®, the leader in aftermarket air suspension products and accessories for cars and trucks for over 20 years, has answered the call for quality air ride suspension systems for motorcycles and sport bikes, starting at \$399.00. Our technological and design advances are second to none, and they have revolutionized the air suspension industry. Our innovative systems improve handling and ride quality. The sleek, lustrous designs allow riders and enthusiasts to maximize their ride experience each time they hit the open road. We offer air ride systems for the full Harley-Davidson® line (including Softail® , Dyna® , Touring® , and Sportster®), as well as popular Boss Hoss®, Honda®, and Yamaha® models. We can also manufacture a custom system for your unique application.

We pride ourselves on improving your ride! Test drive our system – take the Arnett® Ride Challenge! If you're not 100% satisfied with your new system within 30 days, return it and we will refund your purchase price. Let's ride! Visit us online anytime at arnottairride.com, or call (877) 9000-AIR. Interested in becoming a dealer? Email us at Dealers@arnottairride.com.

Check us out at Daytona Beach Harley-Davidson on Beach Street during 2008 Bike Week, February 29 – March 9! We offer free installations on all Arnett parts and accessories. Hurry, space is limited! Email us at Installs@arnottairride.com for an appointment.



Arnett Air Ride Systems
 399 Challenger Road
 Cape Canaveral, FL
 P: 877-9000-AIR
 F: 800-352-8659
www.arnottairride.com

