



Quantum® Hardcoated Polycarbonate VStream® Windscreen with a factory application of RainZip® Rain Repellent Treatment.
 N20703 Low Dark Tint
 N20704 Mid Light Tint
 N20705 Tall Clear
 For Indian Chieftain® and Roadmaster® Models

Thank you for purchasing a National Cycle product. Read these instructions carefully and thoroughly before beginning work. Dealers, if installing this windscreen for a customer, please give them this manual. It contains information needed to properly maintain and use this product.

 <p>Attention: Special notes and cautionary measures which can prevent damage to the accessory or motorcycle.</p>	 <p>Note: Tips for facilitation of operation, control and adjustment, as well as maintenance work.</p>
---	--

CONTENTS OF KIT

Item	Description	Part No.	Qty.	Notes and Tools
1	VStream® Windscreen		1	
All Stock OEM Hardware is used for installation; 4mm Hex				



TOOLS
4mm Hex Wrench






Figure 1, Stock Hardware

PREPARATION

-  Position Windshield in upper position.
-  To Avoid Dropping a Stock Nut or Screw into the Fairing. Cover area with cloth, use care. Figure 1

1. Place motorcycle securely on its side stand.
2. Remove stock windshield. (4mm Hex Wrench)

INSTALLATION

1. Using Stock hardware, install the VStream Windshield to motorcycle. (4mm Hex Wrench) Figure 2
2. Tighten stock hardware firmly. Do not overtighten.




Figure 2

APPLICATION OF RAINZIP TREATMENT

To keep your new windshield clear for many years, National Cycle has applied their exclusive Quantum® scratch resistant hardcoat. And, to help keep the screen clearer in the rain, National Cycle treated this Special Edition Windscreen with their exclusive RainZip® rain repellent. RainZip is hydrophobic. In other words, it is afraid of water, when water hits the surface of the screen it beads up, so at 40 mph the wind pushes the water off.

The time in which you will need to reapply this coating will depend riding conditions. If you use your bike regularly, after about 3 months you may notice the treatment not working as effectively. When this happens, first clean your windshield thoroughly, then buff with a microfiber soft cloth or unused soft chamois. Buffing the windshield will “re- new” the RainZip® treatment. Around 5 months you may want to reapply the RainZip® treatment. **Order RainZip treatment N1410-01.**

Go online for in-depth product knowledge and our how-to video: www.nationalcycle.com/rainzip

CLEANING AND MAINTENANCE To clean the screen, wash with a clean soft cloth, plenty of warm water and if necessary, a non-abrasive soap such as dishwashing liquid. Clean Micro Fiber “velvet”, Flannel or soft, unused Chamois make good cleaning cloths. **Paint, glue residue or grease removal:** Moisten cotton with naphtha or turpentine followed by a wash as above. National Cycle **Shield Wash™** (N1401-01) makes a good daily cleaner and comes with a handy travel size bottle. Shield Wash is safe for all windshields and helmet visors.

Do not clean polycarbonate in hot sun or high temperatures. Do not clean the screen with glass cleaners.

Do not allow brake fluid, alcohol, or strong solvents to contact the screen.

RAIN REPELLENT Do not use rain protective products made for glass. We recommend National Cycle’s RainZip® (N1410-01) to keep your windshield clear in rainy weather.



Register your windshield online at www.nationalcycle.com

National Cycle 3-Year Limited Warranty

National Cycle hereby warrants to the original registered owner of a National Cycle polycarbonate windshield for a period of three years from the date of purchase against breakage. This limited warranty is expressly limited to the replacement of the polycarbonate windshield. This limited warranty does not include scratches, coating failure, cosmetic wear and tear, replacement of hardware, or any consequential damages or expenses including labor cost of installation, removal and/or replacement, inconvenience, inbound freight expenses or damage to any other component of the motorcycle or any other accessories. Certain chemicals, generally known as acidic hydrocarbons, are known to cause polycarbonate damage and will not be covered under this limited warranty. Please refer to the cleaning instructions supplied with all National Cycle windshields.

Visit www.nationalcycle.com for further details, or call or write National Cycle

WARNING

Never ride your motorcycle with loose accessory mounting hardware. Check the hardware for tightness regularly.

Today’s motorcycles are built with enough frame rigidity to withstand the moderate loads imposed on them by the foreseeable addition of an accessory(ies). If an accessory(ies) adversely affects your motorcycle’s stability, immediately remove the accessory(ies). Do not ride a motorcycle that exhibits unsafe handling traits.

Have experienced service personnel correct any problem before riding with the accessory(ies) installed. For further questions concerning handling problems associated with an accessory(ies), contact your dealer, motorcycle manufacturer, or accessory manufacturer.

Sunlight reflected off the inside curvature of the windshield can, at certain times of day, cause extreme heat buildup on the motorcycles instruments and possibly even melt them. Exercise care in parking to avoid this. Park your motorcycle facing the sun or place an opaque object over this area.

VStream® windshield patent no. 7,387,328

National Cycle, Inc. PO Box 158 Maywood, IL 60153-0158 USA

708-343-0400 / Fax: 708-343-0625 / www.nationalcycle.com / e-mail: info@nationalcycle.com